

# Installation Specification Sheet

for Axiom Transit Rack

[schleptastic.com](http://schleptastic.com) | [support@schleptastic.com](mailto:support@schleptastic.com)

# Tow Monster

by Schleptastic



← For Use with [this Video Guide](#)

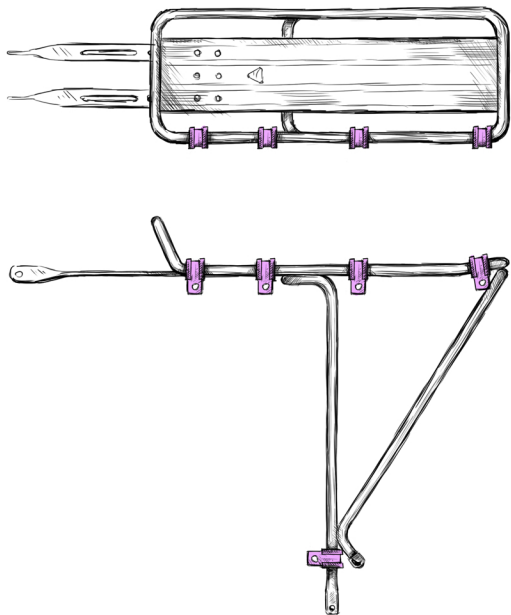
## Tools & Materials (Not Included)

- 8mm Wrench, or Adjustable Wrench, or 8mm Deep Socket
- 3mm Hex Key / Allen Wrench
- Adjustable Pliers
- Electrical Tape (sometimes needed, see video guide)
- Scissors (sometimes needed, see video guide)

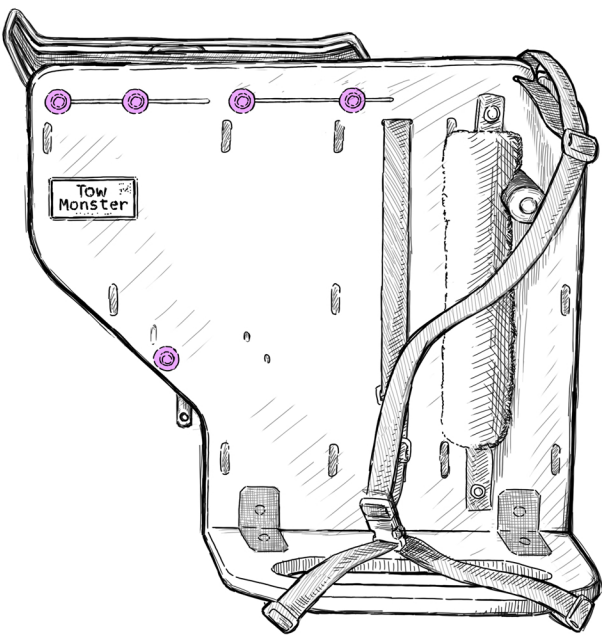
## Mounting Hardware Parts List

- |                                 |                  |
|---------------------------------|------------------|
| 5 x P-Clamp 3/8"                | 5 x Large Washer |
| 5 x Screw: M5 x 40mm            | 5 x Small Washer |
| 5 x Finish Washer (Countersunk) | 5 x Nut: M5      |

### P-Clamp Positioning

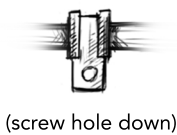


### Tow Monster Screw Positioning

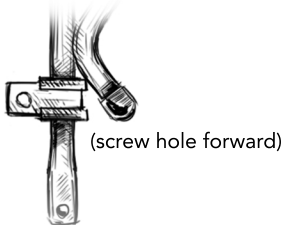


### P-Clamp Orientation (detail)

Upper P-Clamps



Lower P-Clamp



### Screw Sequence

